

Nugleam™ 35L Drawer System Laundry Unit

Bowl:

- / 35L bowl with centre taphole
- / 304 stainless steel bowl with 25mm internal corner radius
- / 90mm stainless steel basket waste

Cabinet:

- / 0.8mm galvanised steel white powder coated unit
- / Two soft close drawers with finger pull functionality
- / Pre-punched washing machine hose holes to conceal washing machine drainage hose and taps
- / Drawer Load Capacity:

Top Drawer		Max 10kg
Bottom Drawer		Max 25kg

Warranty:

- Cabinet: 25 years
- Stainless steel bowl: 25 years
- Plug and waste: 1 year
- Runners: 1 year

Overall Dimensions:

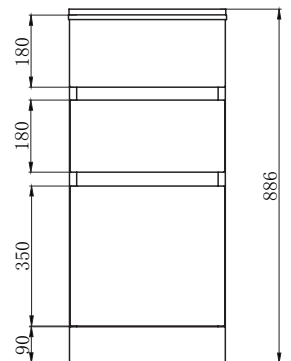
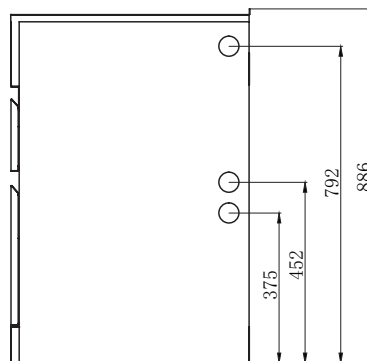
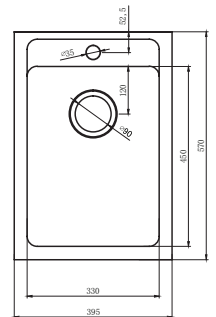
395 W x 870 H x 570mm D

Weight:

34kg

Product Codes:

71S02D | Nugleam 35L Drawer System Laundry Unit



Disclaimer: All measurement are in millimetres and are solely for reference purposes. Colours have been reproduced with as much accuracy as possible. Any changes resulting from technical advance of design or colour may be made without prior notice. Tapware, accessories and appliances are for illustration purposes only. Further information on warranties is available at www.everhard.com.au

Version: 001